

Scaled data based on original data using  
LM-79-08 Approved Method: Electrical and Photometric Measurements of Solid-  
State Lighting Products

Test Report Prepared for  
Cooper Lighting Solutions  
(formerly Eaton)

Brand: INVUE

Report Number: P675201

Luminaire Tested: **CCW-SA-1C-850-U-T4FT**

Issue Date: 04/25/2023



**Test Information**

Test Method: LM-79-08  
Report Number: P675201  
Test Lab: INNOVATION CENTER(G1)  
Issue Date: 04/25/2023  
Manufacturer: COOPER LIGHTING SOLUTIONS (FORMERLY EATON)  
Product Line: INVUE  
Catalog Number: CCW-SA-1C-850-U-T4FT  
Description: INVUE CLEAR CURVE Wall Pack MOUNT LIGHT SQUARE LUMINAIRE @615mA w/  
T4FT distribution lens  
Light Source: (16) 5000K CCT, 80 CRI LEDS  
Ballast/Driver: ELECTRONIC DRIVER

**Summary**

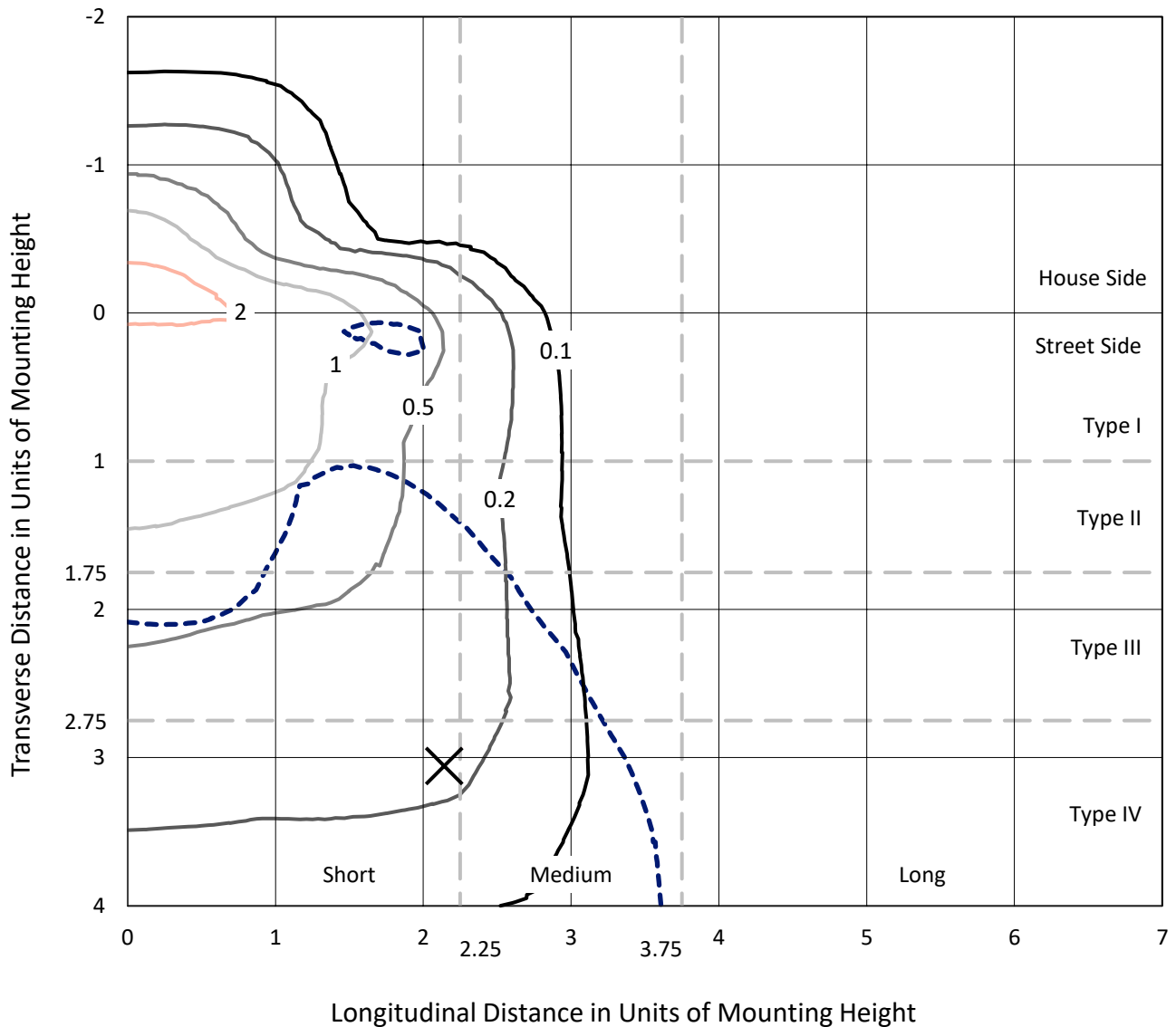
Lumens per Lamp: N/A  
Luminaire Lumens: 3942.8 lumens  
Efficiency: N/A  
Efficacy: 123.2 lumens/watt  
Luminous Opening: Rectangular (W 1' x L: 0.5' x H: 0')  
IES Classification: Type IV - Short  
BUG Rating: B1 - U0 - G2

Input Watts (W): 32  
Input Voltage (V): 120  
Input Current (Ain): NR  
Voltage Rise (V): NR  
Power Factor: NR  
Total Harmonic Distortion (THDi): NR  
Frequency (hertz): 60  
Stabilization Time: NR  
Operation Time: NR  
Ambient Temperature (°C): NR  
Test Distance: 25 FT

REPORT NUMBER: P675201  
 CATALOG NUMBER: CCW-SA-1C-850-U-T4FT

### Iso-Footcandle Lines of Horizontal Illumination

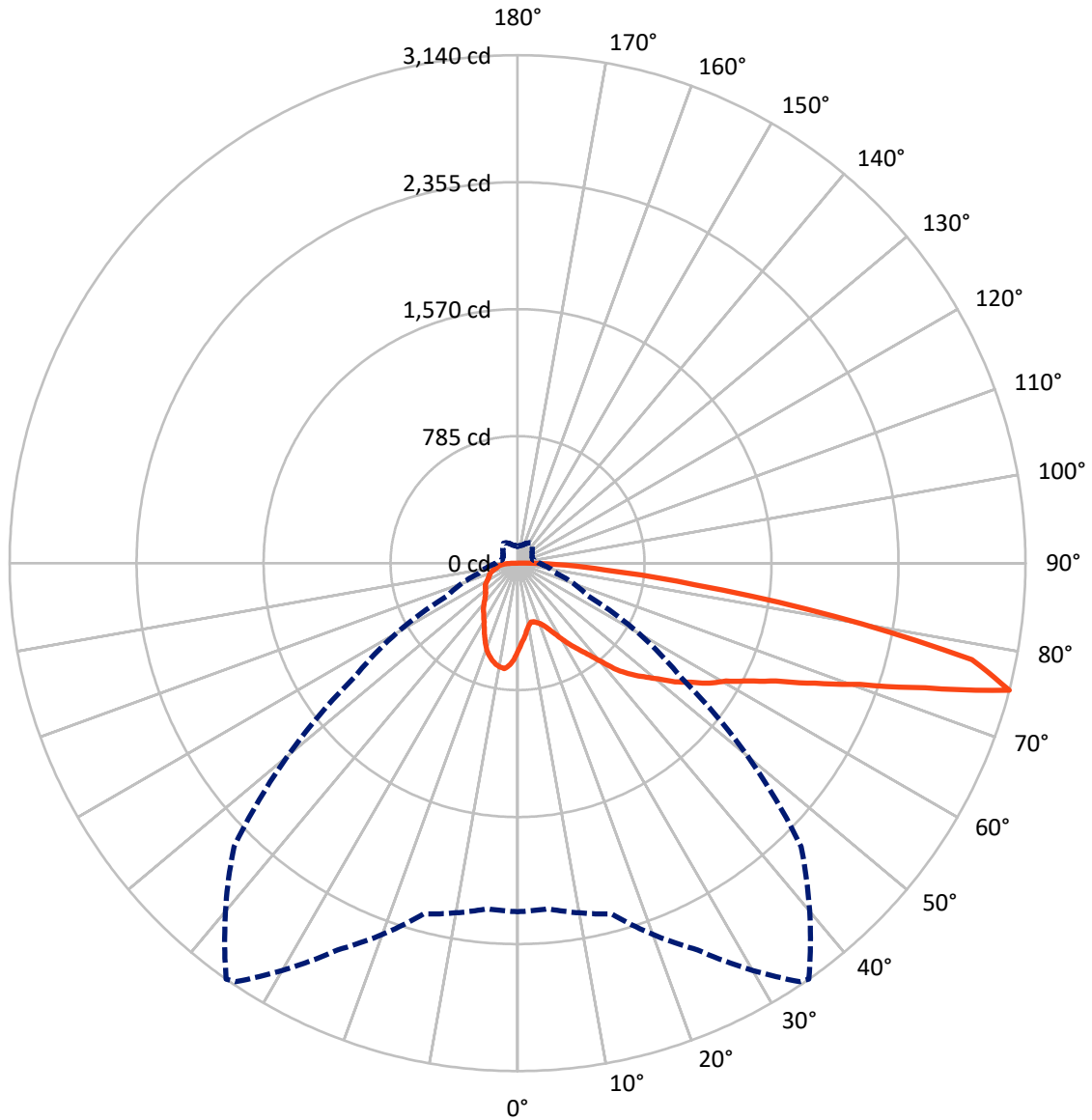
× Max cd  
 - - - 1/2 Max cd



Based on 15 foot mounting height. Maximum calculated value = 2.8 fc  
 Type IV - Short - N/A

REPORT NUMBER: P675201  
CATALOG NUMBER: CCW-SA-1C-850-U-T4FT

### Luminous Intensity Polar Plot



— Vertical Plane Through 35-Deg Lateral    - - - Horizontal Cone Through 75-Deg Vertical

REPORT NUMBER: P675201  
 CATALOG NUMBER: CCW-SA-1C-850-U-T4FT

**FLUX DISTRIBUTION:**

		Downward	Upward	Total
<b>House Side</b>	Lumens	906.2	0.0	906.2
	% Fixture	23.0	0.0	23.0
<b>Street Side</b>	Lumens	3036.6	0.0	3036.6
	% Fixture	77.0	0.0	77.0
<b>Total</b>	Lumens	3942.8	0.0	3942.8
	% Fixture	100.0	0.0	100.0

**Coefficient of Utilization**

**ZONAL LUMENS:**

Zone	Lumens	% Fixture
0°-10°	51.5	1.3
10°-20°	149.4	3.8
20°-30°	247.9	6.3
30°-40°	367.5	9.3
40°-50°	529.8	13.4
50°-60°	728.6	18.5
60°-70°	900.0	22.8
70°-80°	823.3	20.9
80°-90°	144.9	3.7
90°-100°	0.0	0.0
100°-110°	0.0	0.0
110°-120°	0.0	0.0
120°-130°	0.0	0.0
130°-140°	0.0	0.0
140°-150°	0.0	0.0
150°-160°	0.0	0.0
160°-170°	0.0	0.0
170°-180°	0.0	0.0
0°-90°	3942.8	100.0
0°-180°	3942.8	100.0



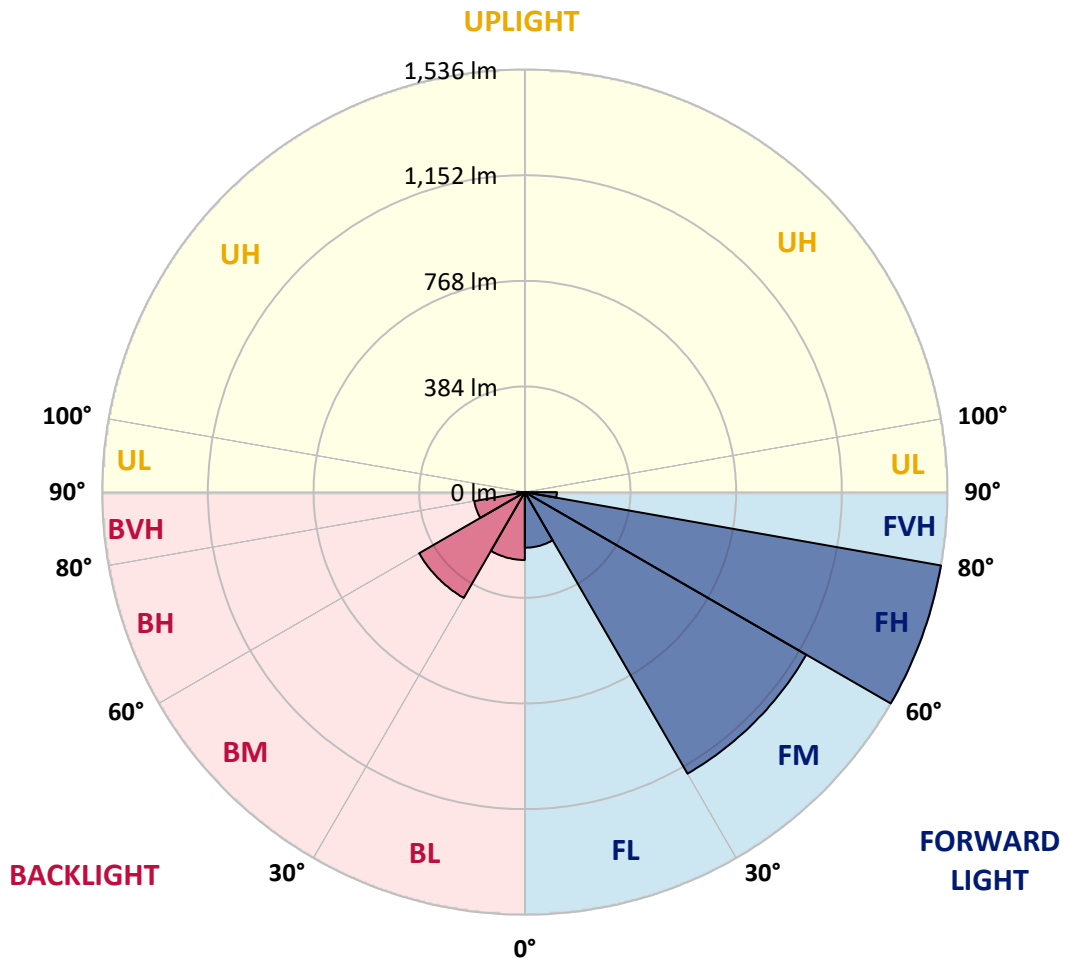
REPORT NUMBER: P675201  
 CATALOG NUMBER: CCW-SA-1C-850-U-T4FT

**LUMINAIRE CLASSIFICATION SYSTEM LUMEN TABLE AND BUG RATING:**

Zone	Lumens	% Fixture	Zone Rating/Lumen Limit		
			B	U	G
FL (0°-30°)	202.1	5.1			
FM (30°-60°)	1181.8	30.0			
FH (60°-80°)	1536.4	39.0			G1/1800
FVH (80°-90°)	116.3	3.0			G2/225
BL (0°-30°)	246.6	6.3	B1/500		
BM (30°-60°)	444.0	11.3	B1/1000		
BH (60°-80°)	186.9	4.7	B1/500		G1/500
BVH (80°-90°)	28.6	0.7			G1/100
UL (90°-100°)	0.0	0.0		U0/0	
UH (100°-180°)	0.0	0.0		U0/0	

**BUG Rating: B1-U0-G2**

Type IV Short





REPORT NUMBER: P675201  
 CATALOG NUMBER: CCW-SA-1C-850-U-T4FT

**CANDELA DISTRIBUTION (FULL):**

	0°	5°	15°	25°	34°	35°	45°	55°	65°	75°	85°
0°	540.2	540.2	540.2	540.2	540.2	540.2	540.2	540.2	540.2	540.2	540.2
2.5°	489.4	485.0	489.4	492.3	492.3	492.3	496.6	509.7	518.4	524.2	534.4
5°	438.5	440.0	442.9	450.2	454.5	457.4	464.7	480.7	493.7	512.6	534.4
7.5°	393.5	396.4	400.8	408.0	418.2	416.8	432.7	454.5	479.2	503.9	535.8
10°	370.3	376.1	377.6	379.0	389.2	389.2	411.0	435.6	466.1	498.1	535.8
12.5°	374.6	374.6	370.3	368.8	374.6	373.2	392.1	421.1	454.5	499.5	541.6
15°	387.7	387.7	379.0	370.3	379.0	376.1	392.1	415.3	454.5	501.0	553.3
17.5°	405.1	406.6	396.4	381.9	384.8	386.3	397.9	419.7	454.5	503.9	569.2
20°	440.0	432.7	416.8	393.5	403.7	399.3	416.8	435.6	463.2	515.5	592.5
22.5°	470.5	470.5	440.0	419.7	421.1	421.1	437.1	453.1	476.3	531.5	609.9
25°	519.9	517.0	479.2	448.7	451.6	453.1	461.8	480.7	498.1	540.2	631.7
27.5°	582.3	575.0	537.3	502.4	490.8	495.2	499.5	514.1	518.4	554.7	657.8
30°	649.1	638.9	607.0	551.8	546.0	547.4	540.2	548.9	543.1	577.9	683.9
32.5°	691.2	691.2	660.7	620.1	604.1	604.1	579.4	585.2	585.2	599.7	730.4
35°	727.5	724.6	704.3	673.8	663.6	657.8	633.1	641.8	627.3	641.8	795.8
37.5°	782.7	774.0	765.3	744.9	724.6	720.3	707.2	713.0	692.7	685.4	869.8
40°	846.6	842.2	833.5	824.8	804.5	803.0	788.5	794.3	772.5	744.9	943.9
42.5°	941.0	927.9	900.3	893.1	897.4	903.2	897.4	887.2	848.0	813.2	1023.7
45°	1035.4	1015.0	962.8	951.1	984.5	980.2	1004.9	1000.5	936.6	881.4	1108.0
47.5°	1096.4	1078.9	1036.8	1029.6	1044.1	1049.9	1123.9	1110.9	1009.2	943.9	1189.3
50°	1139.9	1141.4	1086.2	1105.1	1123.9	1123.9	1216.9	1215.4	1097.8	1020.8	1295.3
52.5°	1203.8	1183.5	1160.2	1177.7	1203.8	1218.3	1333.0	1301.1	1153.0	1086.2	1414.4
55°	1237.2	1228.5	1208.2	1238.7	1293.8	1301.1	1423.1	1398.4	1215.4	1163.1	1536.3
57.5°	1250.3	1257.5	1290.9	1304.0	1381.0	1399.8	1504.4	1469.5	1273.5	1259.0	1630.7
60°	1308.4	1298.2	1343.2	1395.5	1469.5	1479.7	1606.0	1530.5	1330.1	1321.4	1661.2
62.5°	1426.0	1399.8	1424.5	1487.0	1590.1	1603.1	1713.5	1611.9	1354.8	1363.5	1659.8
65°	1597.3	1578.5	1542.2	1591.5	1736.7	1755.6	1839.8	1681.6	1347.6	1349.0	1542.2
67.5°	1799.2	1768.7	1730.9	1761.4	1938.6	1982.1	1993.8	1712.1	1296.7	1267.7	1254.6
70°	1976.3	1956.0	1931.3	1983.6	2230.5	2246.4	2185.4	1693.2	1155.9	1017.9	836.4
72.5°	2141.9	2131.7	2146.2	2342.3	2625.4	2635.6	2365.5	1574.1	913.4	617.2	389.2
75°	2154.9	2144.8	2245.0	2638.5	3120.6	3139.5	2477.3	1234.3	482.1	251.2	164.1
77.5°	1459.4	1489.9	1677.2	2310.3	2866.5	2870.8	2025.7	573.6	198.9	148.1	114.7
80°	358.7	397.9	631.7	1195.1	1932.8	1980.7	1109.4	193.1	130.7	113.3	85.7
82.5°	130.7	142.3	257.0	540.2	1086.2	1105.1	387.7	104.6	94.4	87.1	62.4
85°	62.4	63.9	122.0	265.7	548.9	543.1	139.4	62.4	68.2	59.5	37.8
87.5°	26.1	26.1	53.7	123.4	242.5	235.2	45.0	29.0	39.2	34.9	18.9
90°	0.0	0.0	0.0	0.0	0.0	0.0	0.0	0.0	0.0	0.0	0.0



REPORT NUMBER: P675201  
 CATALOG NUMBER: CCW-SA-1C-850-U-T4FT

**CANDELA DISTRIBUTION (continued):**

	90°	95°	105°	115°	125°	135°	145°	155°	165°	175°	180°
0°	540.2	540.2	540.2	540.2	540.2	540.2	540.2	540.2	540.2	540.2	540.2
2.5°	541.6	544.5	556.2	564.9	573.6	580.8	592.5	592.5	599.7	599.7	599.7
5°	540.2	556.2	575.0	595.4	608.4	621.5	633.1	634.6	638.9	644.7	646.2
7.5°	546.0	562.0	592.5	621.5	637.5	643.3	657.8	653.5	653.5	653.5	657.8
10°	557.6	575.0	617.2	643.3	654.9	656.4	652.0	649.1	640.4	637.5	633.1
12.5°	566.3	596.8	638.9	659.3	654.9	650.6	640.4	625.9	615.7	612.8	612.8
15°	588.1	618.6	657.8	665.1	657.8	634.6	621.5	605.5	596.8	583.8	589.6
17.5°	607.0	641.8	676.7	668.0	653.5	617.2	598.3	575.0	563.4	548.9	548.9
20°	631.7	663.6	694.1	670.9	638.9	599.7	569.2	540.2	524.2	509.7	512.6
22.5°	659.3	688.3	704.3	659.3	617.2	572.1	530.0	502.4	482.1	473.4	476.3
25°	681.0	713.0	710.1	640.4	591.0	537.3	490.8	464.7	460.3	451.6	451.6
27.5°	708.6	742.0	705.7	617.2	547.4	482.1	453.1	442.9	442.9	438.5	441.4
30°	744.9	768.2	695.6	583.8	492.3	432.7	418.2	424.0	434.2	429.8	431.3
32.5°	804.5	801.6	686.9	546.0	434.2	384.8	395.0	406.6	415.3	419.7	422.6
35°	862.6	843.7	676.7	495.2	380.5	361.6	370.3	383.4	399.3	403.7	405.1
37.5°	920.6	887.2	659.3	432.7	347.1	341.2	350.0	357.2	370.3	373.2	376.1
40°	981.6	916.3	628.8	371.7	319.5	319.5	325.3	326.7	334.0	338.3	341.2
42.5°	1035.4	943.9	573.6	315.1	290.4	300.6	302.0	299.1	293.3	296.2	297.7
45°	1100.7	974.4	509.7	274.5	268.6	281.7	284.6	273.0	262.8	257.0	254.1
47.5°	1164.6	1006.3	454.5	241.1	248.3	268.6	268.6	255.6	238.1	223.6	217.8
50°	1222.7	1038.3	409.5	220.7	228.0	258.5	261.4	236.7	217.8	200.4	197.5
52.5°	1320.0	1092.0	363.0	204.7	216.4	251.2	249.8	228.0	203.3	184.4	183.0
55°	1405.7	1145.7	302.0	188.8	204.7	241.1	245.4	219.3	185.9	168.4	165.5
57.5°	1468.1	1158.8	241.1	172.8	193.1	229.4	235.2	201.8	174.3	159.7	158.3
60°	1479.7	1108.0	196.0	159.7	177.2	213.5	217.8	191.7	165.5	153.9	151.0
62.5°	1426.0	1010.7	167.0	148.1	164.1	197.5	206.2	180.1	156.8	146.7	145.2
65°	1304.0	868.4	146.7	138.0	155.4	185.9	196.0	171.4	149.6	140.9	139.4
67.5°	1032.5	666.5	130.7	130.7	143.8	174.3	188.8	165.5	142.3	136.5	135.0
70°	675.2	400.8	119.1	120.5	135.0	164.1	180.1	158.3	133.6	132.1	129.2
72.5°	290.4	184.4	106.0	110.4	122.0	146.7	167.0	148.1	123.4	119.1	114.7
75°	133.6	111.8	95.8	98.7	108.9	129.2	151.0	136.5	114.7	107.5	103.1
77.5°	94.4	81.3	79.9	85.7	92.9	111.8	133.6	127.8	106.0	100.2	97.3
80°	69.7	62.4	66.8	72.6	77.0	103.1	126.3	117.6	97.3	88.6	84.2
82.5°	49.4	46.5	52.3	58.1	62.4	90.0	116.2	103.1	81.3	74.1	66.8
85°	29.0	30.5	36.3	39.2	43.6	66.8	97.3	82.8	62.4	47.9	46.5
87.5°	13.1	13.1	17.4	18.9	21.8	39.2	65.3	52.3	39.2	30.5	29.0
90°	0.0	0.0	0.0	0.0	0.0	0.0	0.0	0.0	0.0	0.0	0.0

(END OF REPORT)